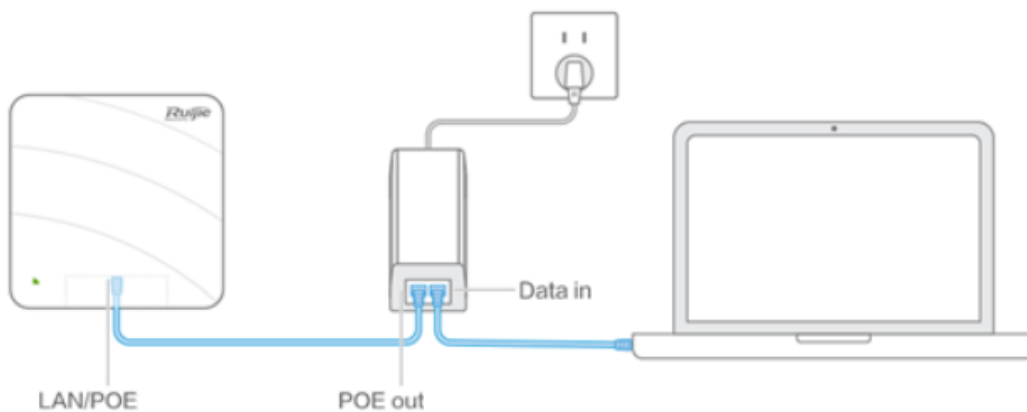


Ruijie AC & AP Quick Start Guide

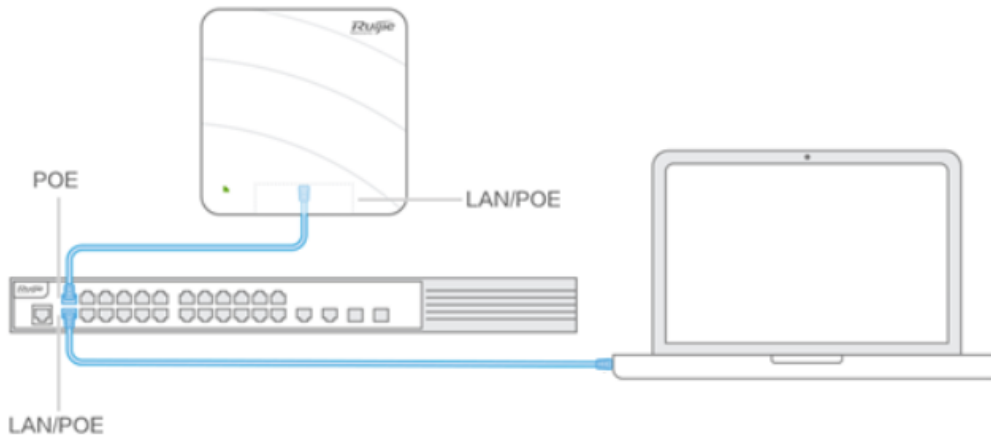
- **Powering the Access Point**

AP usually has two power supply methods: They are POE power supply and DC power supply. The factory equipment without power equipment, according to the deployment requirements to choose the appropriate power supply method.

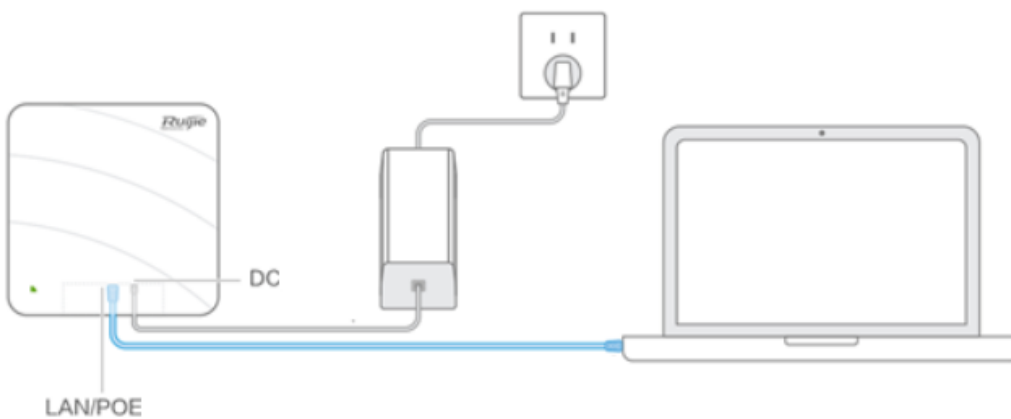
1. POE module power supply connection diagram.



2. POE switch power supply connection diagram.



3. DC power supply connection diagram



Note: Only part of the AP model supports DC power supply, there will be a corresponding DC interface identifier on the AP panel.

- **WEB initialization login instructions**

AC and AP are the default open WEB management functions, the default management address is 192.168.110.1, and the default login user name and password both are *admin*. Configure the PC with the same network segment IP (such as 192.168.110.2, the mask is 255.255.255.0), can log in <http://192.168.110.1>

through the browser.

- **Telnet initialization login instructions**

AC: Telnet management mode is not open by default, initialization cannot login, cannot login through Telnet, recommend the use of console, web management login mode. If need Telnet management, can open telnet management mode through Console or WEB.

AP FAT mode: The default login management address is 192.168.110.1, telnet password is *admin*, no default enable password.

AP FIT mode: AP factory default mode, The default login management address is 192.168.110.1 , telnet password is *rujie*, enable password is *apdebug*.

- **Console initialization login instructions**

1. Prepare the Console cable and configure the terminal

Need a computer with HyperTerminal and COM ports, usually the COM interface on the desktop computer is behind the chassis (next to the monitor interface), and 9 pins for the interface. If the computer does not have COM port, can purchase USB to COM cable to connect. The Console port of the AC and AP is the interface

labeled "Console", and the wall AP does not have the Console interface, and does not apply Console management mode (can use Telnet, WEB management).

2. Console login default password

AC: The serial port baud rate of the HyperTerminal or SecureCRT software on the management PC is set to 9600 or 115200. By default, do not need a username and password to login.

AP FAT mode: Console password is ***admin***, no enable password.

AP FIT mode: Console password is ***ruijie***, enable password is ***apdebug***.